

Treadway, David

From: Treadway, David
Sent: Tuesday, September 8, 2020 10:50 AM
To: Van Scoyoc, Christine; Joeris, Tina; Elam, Caitlin
Cc: Mercer, Renee; Barr, Shawn; Hughes, Jason; Cashman, Jinger
Subject: Flower Mound Elementary Limited Mold Assessment Music Room

Ms. Van Scoyoc,

Good morning. My name is David Treadway and I am the IAQ coordinator for LISD. On August 21, 2020, Ensolum LLC conducted a limited mold assessment of the music room per a campus request. It is typically assumed that indoor spore levels in an area with filtered or air conditioned air, and activity levels associated with schools, average below outdoor levels. Data from the airborne fungi sampling indicated that the total indoor concentration of mold/fungi in the music room was 0.95% of the outdoor levels. Utilizing this theory, the indoor concentrations were well within the acceptable guidelines for areas with filtered and air conditioned air. Please let me know if you have any questions or other concerns related to the indoor air quality at your campus.

Sincerely,
David Treadway
Environmental Compliance/IAQ
Lewisville ISD



ENSOLUM

August 25, 2020

Lewisville Independent School District
340 Lake Haven
Lewisville, Texas 75057
Attn: Mr. David Treadway

Re:

Limited Mold Assessment
Flower Mound Elementary School
Music Room
4101 Churchill Drive
Flower Mound, Texas
Ensolum Project No. 01A.1288.100

Ensolum, LLC (Ensolum) was retained to perform limited mold assessment services within the music room of Flower Mound Elementary School located at 4101 Churchill Drive in Flower Mound, Texas. Enclosed is the report, including analytical data.

Ensolum appreciates this opportunity to be of service and looks forward to our continued work together. Please contact the undersigned with any questions or concerns you may have.

Sincerely,

Nolan R. Domain
Mold Assessment Consultant
MAC1479 EXP: 11/09/2021

Darren G. Bowden
Principal
MAC0321 EXP: 2/15/2020

1.0 INTRODUCTION

Ensolum was retained by Mr. David Treadway, LISD, to complete a Limited Mold Assessment within the music room of Flower Mound Elementary School located at 4101 Churchill Drive in Flower Mound, Texas. The purpose of this investigation was to determine if elevated concentrations of airborne fungal spores and structures were present within the above-referenced areas.

Mr. Nolan Domain completed the on-site investigation on August 21, 2020. The Limited Mold Assessment was performed in response to a complaint of possible indoor air quality issues within specific areas.

2.0 PROCEDURE

Ensolum visually inspected accessible areas of the music room. Visible water damage on ceiling tiles were observed in the following locations:

VISIBLE WATER DAMAGE		
LOCATION	DATE	EXPLANATION
Music Room	8-21-2020	Stained ceiling tile from reported roof damage

Following the inspection of potential water-damaged building materials, Ensolum conducted a moisture investigation in the identified areas to determine if nonvisible water-damaged materials and other building materials within the investigation area were present. The moisture investigation was completed with a GE Protimeter BLD5364 moisture meter on accessible porous and semi-porous building materials in each area of concern. At the time of investigation, monitored building materials did not exhibit elevated moisture concentrations in comparison with similar and non-affected building materials in the structure and standard scientific guidelines.

Representative Relative Humidity readings were collected and recorded using an Extech Instruments Humidity / Temperature Pen. Measurements recorded during the investigation are listed in the chart below:

TEMPERATURE, RELATIVE HUMIDITY & SPECIFIC HUMIDITY				
LOCATION	DATE	Temperature: F	Relative Humidity	Specific Humidity
Exterior, Front of School	8-21-2020	90.6	36.5	79.83
Music Room	8-21-2020	73.4	38.2	47.21
Exterior, Back of School	8-21-2020	98.6	27.1	76.06

Area air samples were collected with Allergenco-D spore trap cassettes and analyzed for airborne fungal spores and structures. Samples were collected at a rate of 15 liters per minute. Indoor air sample(s) were collected for a five (5) minute period of time (75 liters) at a height of approximately five (5) feet above finished floor (AFF). Outdoor air samples were collected for a five (5) minutes period of time (75 liters) at a height of approximately five (5) feet above level ground. American Conference of Governmental Industrial Hygienists (ACGIH) guidelines were followed for the sample collection. Fungal air samples were collected in the following areas:

SPORE TRAP LOCATIONS	
SAMPLE NUMBER	LOCATION
S/N = 4133679	Exterior, Front of School
S/N = 4133675	Music Room
S/N = 4133671	Exterior, Back of School

3.0 RESULTS

Currently, there are no regulatory standards for airborne fungal contamination. Therefore, results of the fungal analysis are compared against scientific guidelines. Bioaerosol samples are evaluated by comparing the indoor samples against the outdoor sample. The same types of fungi should be found in both the indoor and outdoor samples.

Should higher fungal concentrations occur in the indoor sample(s) or complaint areas, this generally indicates there is a source of fungal growth in the area. The types of fungi

are also evaluated-the same types/genus of fungi should be present in both the indoor/complaint and outdoor/non-complaint samples.

The results of the fungal air samples collected were evaluated. Air testing performed using spore traps found that airborne mold spores in the room were considerably lower and were qualitatively similar to those measured outside of the building at the time the sampling was performed.

CONCLUSIONS

Based on ENSOLUM's limited assessment and the analytical results, it appears that the indoor air quality, as it relates to airborne fungi, was within recommended guidelines on this day.

APPENDIX A

ANALYTICAL DATA



IAQ Mold Report

Summary

TDLR License No.: LAB0117

AIHA EMPAT ID: 102577

2051 Valley View Lane

Farmers Branch, TX 75234 Phone: (972) 241-8460

Client : Ensolum, LLC**Project :** LISD - Flower Mound ES - Music Room**Project # :** 01A 1288 100**Sample Type:** Spore Trap, Non-cultured**Test Method:** Mold: ASTM D7391-20 - Standard Profile**Lab Job No. :** 20F-08773**Report Date :** 08/25/2020**Sample Date:** 08/21/2020**Spore Trap Type:** Allergenco D

Page 1 of 2

On 8/24/2020, three (3) samples were submitted by Nolan Domain of Ensolum, LLC (located at 2351 W. Northwest Hwy Suite #1203, Dallas, TX 75220) for Spore Trap, Non-cultured mold analysis. This report consists of three sections; a summary section, a data detail section, and an analytical notes section.

Sample Number	Volume (liters)	Sample Description	Identification	Concentration spores/cubic meter	
4133679	75	Outdoor - Front * See Analytical Notes report for further details	Basidiospores	2800	33%
			Cladosporium	2353	28%
			Ascospores	587	7%
			Agaricales group	400	5%
			Aspergillus / Penicillium	347	4%
			Myxomycete / Periconia / Rust / Smut	320	4%
			Cercospora / Pseudocercospora	253	3%
			Coprinus group	227	3%
			Hyphal / Spore Fragments - Dematiaceous	213	3%
			Alternaria	200	2%
			Curvularia	160	2%
			Torula	120	1%
			Ganoderma	107	1%
			Fusarium	93	1%
			Nigrospora	93	1%
			Drechslera / Bipolaris / Helminthosporium / Exserohilum group	67	<1%
			Pithomyces	40	<1%
			Pestalotia / Pestalotiopsis	13	<1%
			Pyricularia	13	<1%
			Total:	8406	100%
4133675	75	Big Music Room	Hyphal / Spore Fragments - Dematiaceous	53	66%
			Aspergillus / Penicillium	27	34%
			Total:	80	100%



IAQ Mold Report

Summary

TDLR License No.: LAB0117

AIHA EMPAT ID: 102577

2051 Valley View Lane

Farmers Branch, TX 75234 Phone: (972) 241-8460

Client : Ensolum, LLC**Project :** LISD - Flower Mound ES - Music Room**Project # :** 01A 1288 100**Sample Type:** Spore Trap, Non-cultured**Test Method:** Mold: ASTM D7391-20 - Standard Profile**Lab Job No. :** 20F-08773**Report Date :** 08/25/2020**Sample Date:** 08/21/2020**Spore Trap Type:** Allergenco D

Page 2 of 2

On 8/24/2020, three (3) samples were submitted by Nolan Domain of Ensolum, LLC (located at 2351 W. Northwest Hwy Suite #1203, Dallas, TX 75220) for Spore Trap, Non-cultured mold analysis. This report consists of three sections; a summary section, a data detail section, and an analytical notes section.

Sample Number	Volume (liters)	Sample Description	Identification	Concentration spores/cubic meter
4133671	75	Outdoor Back * See Analytical Notes report for further details	Cladosporium Basidiospores Aspergillus / Penicillium Ascospores Hyphal / Spore Fragments - Dematiaceous Coprinus group Agaricales group Myxomycete / Periconia / Rust / Smut Cercospora / Pseudocercospora Alternaria Ganoderma Curvularia Pithomyces Drechslera / Bipolaris / Helminthosporium / Exserohilum group Torula Fusarium Nigrospora Total:	2827 41% 1962 28% 507 7% 253 4% 213 3% 187 3% 173 2% 120 2% 120 2% 120 2% 107 2% 93 1% 67 <1% 53 <1% 53 <1% 53 <1% 27 <1% 6935 100%

Results may not be reported except in full. Data contained in this test report relates only to the samples tested. This report does not express or imply interpretation of the results contained herein. Interpretation should be made by a qualified professional.

Moody Labs assumes no responsibility for the manner in which these samples were collected or handled prior to being received at this laboratory. Volume, area, and/or weight is provided by the customer. Moody Labs assumes no responsibility for the qualifications of personnel performing sampling and/or interpretations of this data.

Analyst(s): Anshu Singh

Lab Director : Heather Lopez

Lab Director : Bruce Crabb

Approved Signatory : _____

Approved Signatory : _____

Thank you for choosing Moody Labs

SMLMS v13.57



IAQ Mold Report

Data Detail

TDLR License No.: LAB0117

AIHA EMPAT ID: 102577

2051 Valley View Lane
Farmers Branch, TX 75234 Phone: (972) 241-8460

Client : Ensolum, LLC
Project : LISD - Flower Mound ES - Music Room
Project # : 01A 1288 100
Sample Type: Spore Trap, Non-cultured
Test Method: Mold: ASTM D7391-20 - Standard Profile

Lab Job No. : 20F-08773
Report Date : 08/25/2020
Sample Date: 08/21/2020
Spore Trap Type: Allergenco D

This report consists of three sections; a summary section, a data detail section, and an analytical notes section. Results may not be reported except in full.

Sample ID:	4133679					4133675					4133671				
Location:	Outdoor - Front					Big Music Room					Outdoor Back				
Media Expires On:	Jul 2021					Jul 2021					Jul 2021				
Notes Included:	See Analytical Notes					See Analytical Notes					See Analytical Notes				
Volume:	75					75					75				
	raw ct	RL	spores/m³	%total	spores/m³ SF	raw ct	RL	spores/m³	%total	spores/m³ SF	raw ct	RL	spores/m³	%total	spores/m³ SF
Agaricales group	30	13	400	5%	400						13	13	173	2%	170
Alternaria	15	13	200	2%	200						9	13	120	2%	120
Ascospores	44	13	587	7%	590						19	13	253	4%	250
Aspergillus / Penicillium	26	13	347	4%	350	2	13	27	34%	30	38	13	507	7%	510
Basidiospores	105	27	2800	33%	2800						103	19	1962	28%	2000
Cercospora / Pseudocercospora	19	13	253	3%	250						9	13	120	2%	120
Chaetomium															
Cladosporium	100	24	2353	28%	2400						106	27	2827	41%	2800
Coprinus group	17	13	227	3%	230						14	13	187	3%	190
Curvularia	12	13	160	2%	160						7	13	93	1%	90
Drechslera / Bipolaris / Helminthosp	5	13	67	<1%	70						4	13	53	<1%	50
Fusarium	7	13	93	1%	90						4	13	53	<1%	50
Ganoderma	8	13	107	1%	100						8	13	107	2%	100
Hyphal / Spore Fragments - Dematia	16	13	213	3%	210	4	13	53	66%	50	16	13	213	3%	210
Hyphal / Spore Fragments - Hyaline															
Myxomycete / Periconia / Rust / Sm	24	13	320	4%	320						9	13	120	2%	120
Nigrospora	7	13	93	1%	90						2	13	27	<1%	30
Pestalotia / Pestalotiopsis	1	13	13	<1%	10										
Pithomyces	3	13	40	<1%	40						5	13	67	<1%	70
Pyricularia	1	13	13	<1%	10										
Stachybotrys															
Torula	9	13	120	1%	120						4	13	53	<1%	50
TOTALS	449		8406	100%	8400	6		80	100%	80	370		6935	100%	6900
Analyst	Anshu Singh					Anshu Singh					Anshu Singh				
Analysis Date	8/25/2020					8/25/2020					8/25/2020				
Debris Rating	3					1					3				
Debris Composition															
Fibers	1/5					1/5					1/5				
Inorganic/Other	3/5					1/5					3/5				
Insect Parts	1/5					0/5					0/5				
Pollen	1/5					0/5					2/5				
Skin/Dander	1/5					1/5					1/5				

End of Data Detail section
20F-08773

SMLMS v13.57



IAQ Mold Report

Analytical Notes

TDLR License No.: LAB0117

AIHA EMPAT ID: 102577

2051 Valley View Lane

Farmers Branch, TX 75234 Phone: (972) 241-8460

Client : Ensolum, LLC

Lab Job No. : 20F-08773

Project : LISD - Flower Mound ES - Music Room

Report Date : 08/25/2020

Project # : 01A 1288 100

Sample Date : 08/21/2020

Sample Type: Spore Trap, Non-cultured

Spore Trap Type: Allergenco D

Test Method: Mold: ASTM D7391-20 - Standard Profile

Page 1 of 3

This report consists of three sections; a summary section, a data detail section, and an analytical notes section. Results may not be reported except in full.

Samples Analyzed

Sample No: 4133679 : Outdoor - Front

Notes: Please note: the minimum reporting limit for Basidiospores is 27 spores / cubic meter. When comparing results to other samples, use calculated results, not raw numbers.
Please note: the minimum reporting limit for Cladosporium is 24 spores / cubic meter. When comparing results to other samples, use calculated results, not raw numbers.

Sample No: 4133671 : Outdoor Back

Notes: Please note: the minimum reporting limit for Cladosporium is 27 spores / cubic meter. When comparing results to other samples, use calculated results, not raw numbers.
Please note: the minimum reporting limit for Basidiospores is 19 spores / cubic meter. When comparing results to other samples, use calculated results, not raw numbers.

Field Blanks

No discernable field blanks were submitted with this set of samples.

NOTE: All remaining samples suitable for analysis.



IAQ Mold Report

Analytical Notes

TDLR License No.: LAB0117

AIHA EMPAT ID: 102577

2051 Valley View Lane

Farmers Branch, TX 75234 Phone: (972) 241-8460

Client : Ensolum, LLC

Lab Job No. : 20F-08773

Project : LISD - Flower Mound ES - Music Room

Report Date : 08/25/2020

Project # : 01A 1288 100

Sample Date : 08/21/2020

Sample Type: Spore Trap, Non-cultured

Spore Trap Type: Allergenco D

Test Method: Mold: ASTM D7391-20 - Standard Profile

Page 2 of 3

This report consists of three sections; a summary section, a data detail section, and an analytical notes section. Results may not be reported except in full.

Methods

Method: ASTM D7391-20: Categorization and Quantification of Airborne Fungal Structures in an Inertial Impaction Sample by Optical Microscopy.

Samples are read at 100% unless noted. Partial readings may be employed when concentrations are elevated. Use final spore concentrations, not raw spore counts, for interpretation of results.

Calculation: Spores/cubic meter = (Raw spore count)*(RL)

Note: RL (Reporting Limit) is based upon 1 raw spore count.

Moody Labs recommends two significant figures for calculated values based on ASTM D7391-20.

This report must not be used by the customer to claim product certification, approval, or endorsement by AIHA, ISO, or any agency of the Federal Government.

Debris Rating Key

0 - No linear trace detected

1 - Trace particulate/debris

2 - Light particulate/debris

3 - Moderate particulate/debris

4 - Substantial particulate/debris

5 - Extensive particulate/debris

6 - Field blank

10 - Hold Sample

11 - Modified Analysis per Client Instructions

NOTE: Particulate/debris are defined as skin, fibers, pollen grains, insect parts, fungal and/or other non-fungal particles.



IAQ Mold Report

Analytical Notes

TDLR License No.: LAB0117

AIHA EMPAT ID: 102577

2051 Valley View Lane

Farmers Branch, TX 75234 Phone: (972) 241-8460

Client : Ensolum, LLC

Project : LISD - Flower Mound ES - Music Room

Project # : 01A 1288 100

Sample Type: Spore Trap, Non-cultured

Test Method: Mold: ASTM D7391-20 - Standard Profile

Lab Job No. : 20F-08773


Report Date : 08/25/2020

Sample Date : 08/21/2020

Spore Trap Type: Allergenco D

Page 3 of 3

This report consists of three sections; a summary section, a data detail section, and an analytical notes section. Results may not be reported except in full.



Lab ID # 102577



TEXAS DEPARTMENT OF TRANSPORTATION

Small Business Enterprise Program



End of Analytical Notes section

20F-08773


This Page Left Intentionally Blank

IAQ Mold Report
Supplemental Overview

TDLR License No.: LAB0117
AIHA EMPAT ID: 102577

Moody Labs
2051 Valley View Lane
Farmers Branch, TX 75234 Phone: (972) 241-8460

Client : Ensolum, LLC
Project : LISD - Flower Mound ES - Music Room
Project # : 01A 1288 100
Lab Job No. 20F-08773
Report Date 08/25/2020
Sample Date : 08/21/2020





2051 Valley View Lane
Farmers Branch, TX 75234 Phone: (972) 241-8460

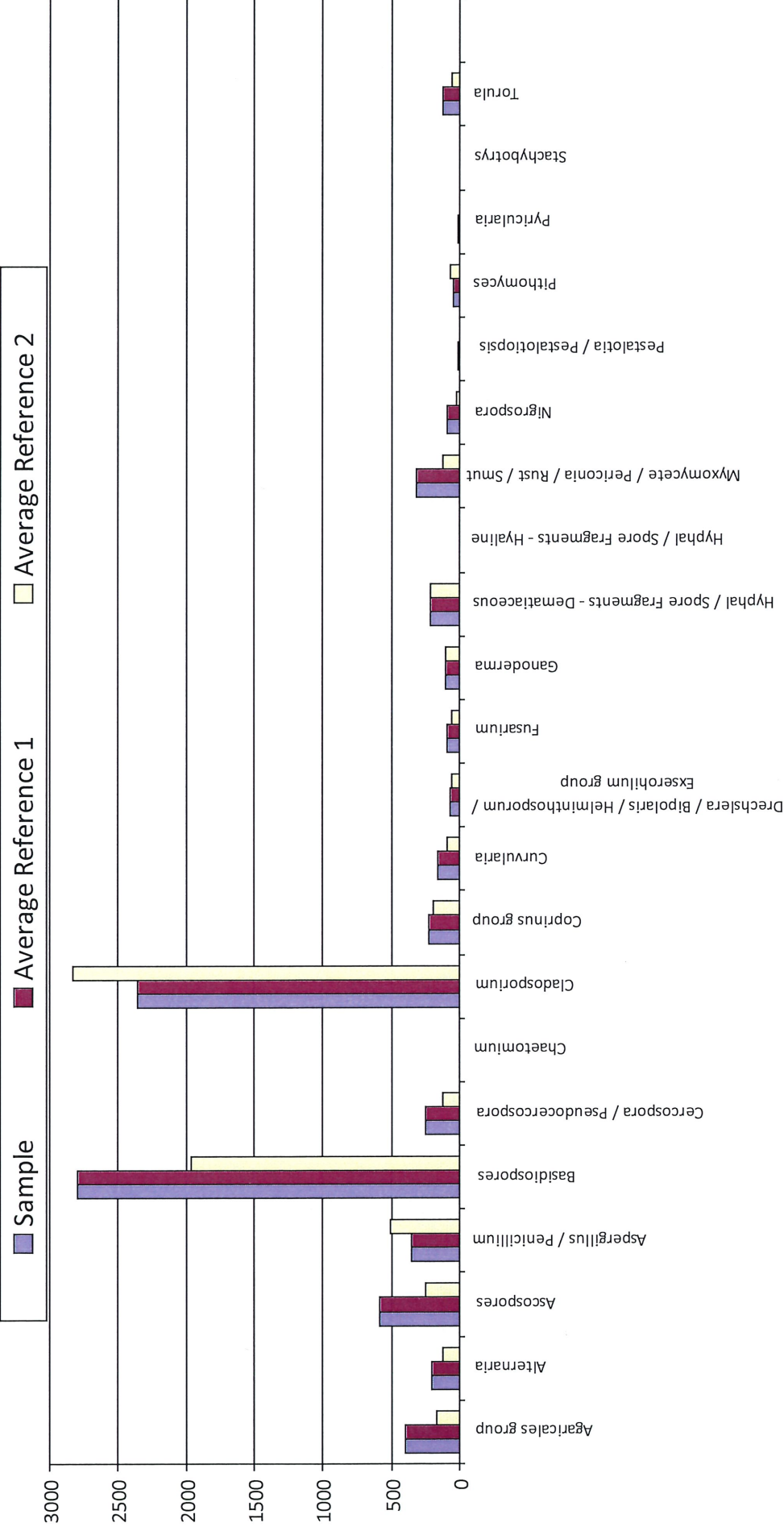
IAQ Mold Report Supplemental Overview

TDLR License No.: LAB0117
AIHA EMPAT ID: 102577

Client : Ensolum, LLC
Project : LISD - Flower Mound ES - Music Room
Project # : 01A 1288 100

Lab Job No. 20F-08773
Report Date 08/25/2020
Sample Date : 08/21/2020

Outdoor - Front



Average Reference 1 = Outdoor - Front

Average Reference 2 = Outdoor Back



2051 Valley View Lane
Farmers Branch, TX 75234 Phone: (972) 241-8460

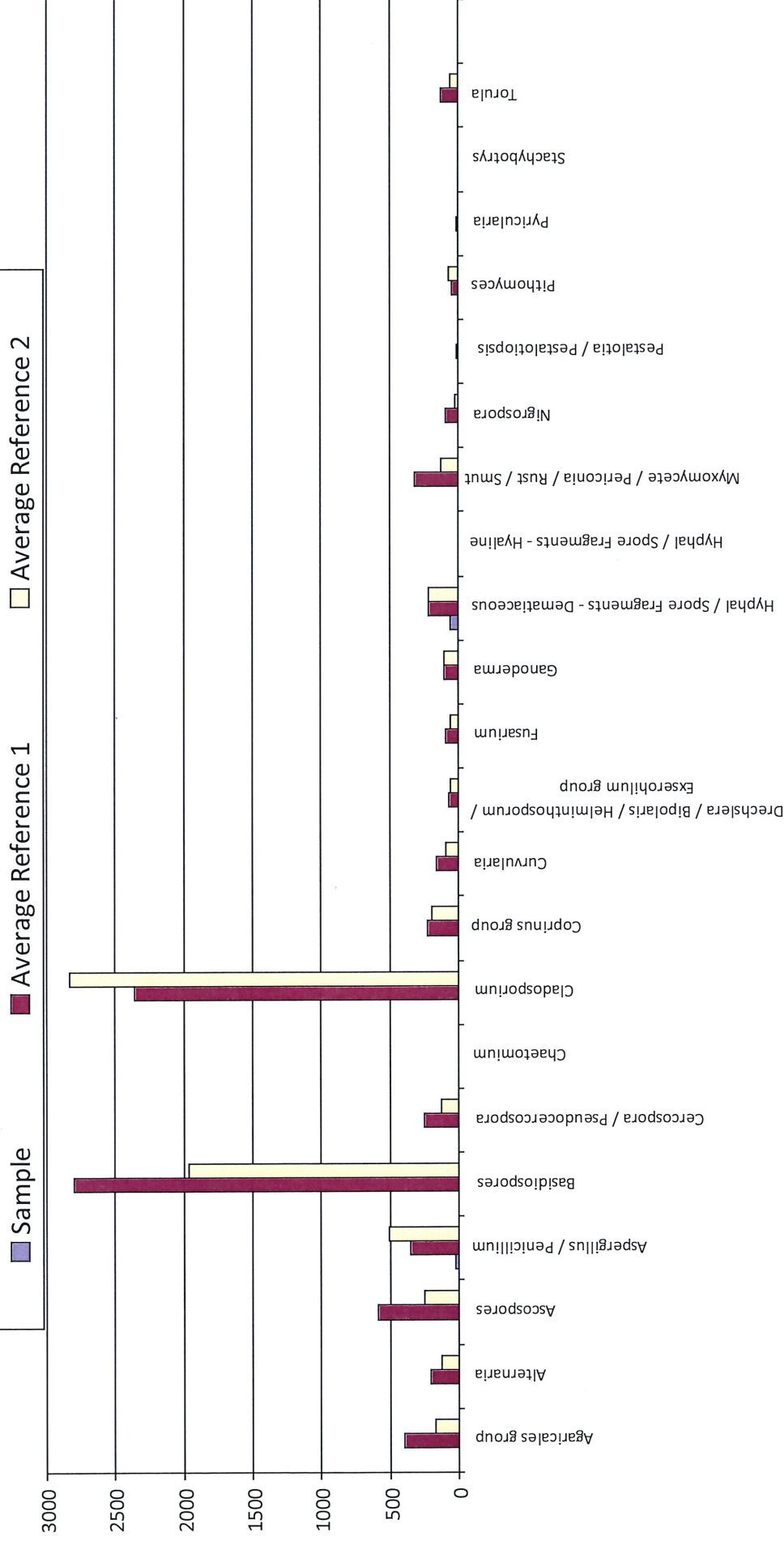
IAQ Mold Report Supplemental Overview

TDLR License No.: LAB0117
AIHA EMPAT ID: 102577

Client : Ensolum, LLC
Project : LISD - Flower Mound ES - Music Room
Project # : 01A 1288 100

Lab Job No. 20F-08773
Report Date 08/25/2020
Sample Date : 08/21/2020

Big Music Room



Average Reference 1 = Outdoor - Front

Average Reference 2 = Outdoor Back



2051 Valley View Lane
Farmers Branch, TX 75234 Phone: (972) 241-8460

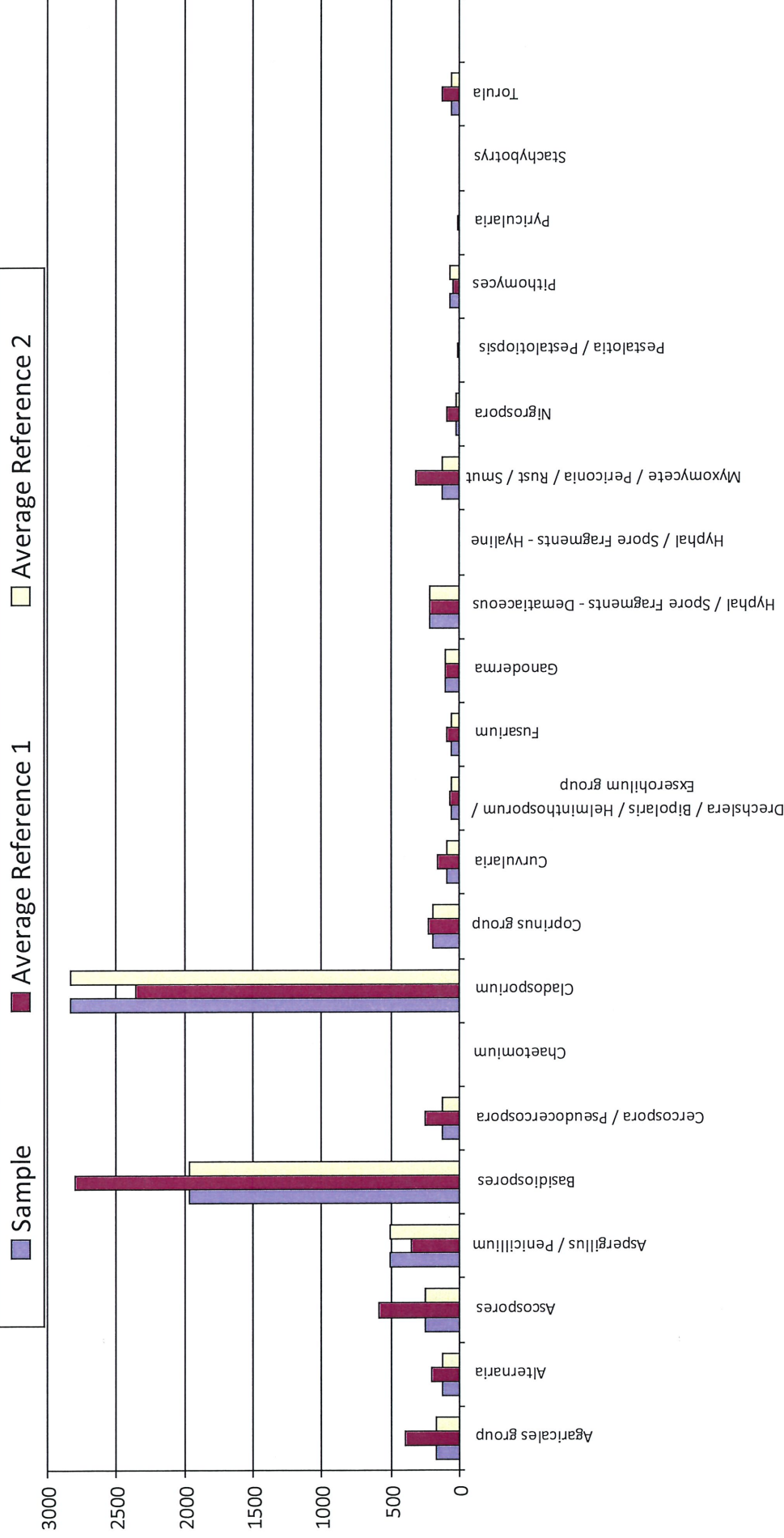
IAQ Mold Report Supplemental Overview

TDLR License No.: LAB0117
AIHA EMPAT ID: 102577

Client : Ensolum, LLC
Project : LISD - Flower Mound ES - Music Room
Project # : 01A 1288 100

Lab Job No. 20F-08773
Report Date 08/25/2020
Sample Date : 08/21/2020

Outdoor Back




Average Reference 1 = Outdoor - Front

Average Reference 2 = Outdoor Back

APPENDIX B

DEFINITIONS AND LIMITATIONS



ENSOLUM

Mold Services Definitions & Limitations

Ensolum performed services in accordance with generally accepted practices of the profession undertaken in similar services at the same time and in the same geographical area. No other warranties, express or implied, apply to the services hereunder or the final report.

Ensolum's services and any report have been prepared on behalf of and for the exclusive use of the Client solely for its use and reliance in assessing the presence of mold in the Investigation Areas of the site. The Client was the only party to which Ensolum explained the risks and limitations of the services and was solely involved in shaping the scope of services. Accordingly, reliance on this report by any other party may involve assumptions leading to an unintended interpretation of findings and opinions. With the consent of the Client, Ensolum may offer reliance to third parties or contract with other parties to develop findings and opinions related to such party's unique risk management concerns. Notwithstanding the foregoing, reliance by any and all third parties upon this deliverable, Ensolum's services or any subsequent report shall be limited in the aggregate to the fair market value of the services provided by Ensolum.

"Limited Mold Assessment". This deliverable uses the term "Limited Mold Assessment" to denote that Ensolum's mold assessment services are limited: (i) to certain portions of the building structure (e.g., the Investigation Areas), by non-destructive sampling methodologies, and/or by access limitations to building materials or components within the Investigation Area(s). In contrast to a "Limited Assessment" is a comprehensive assessment would involve destructive sampling methods with the assessment to be conducted throughout the entire building structure.

Time sensitive. One must keep in mind that mold assessments are essentially a "snap shot in time," and the results are only relevant at the time of site reconnaissance. Because mold, when biologically active, is a living organism, its presence is influenced and controlled by environmental conditions. Mold assessments, therefore, are "time sensitive" in that the presence and concentration of mold and similar organisms in building structures or in the air is directly influenced by environmental conditions (such as humidity, moisture, nutrients and substrates), whether natural or caused by man, which conditions may vary significantly over relatively short periods of time.

Methodologies. Currently, mold assessment methodologies and protocols in Texas are governed by persuasive guidelines (rather than promulgated federal/state or local regulations). Presently, there is no data that supports a threshold limit or dose-response relationship for exposure to mold aeroallergens, individual pathogens, opportunistic pathogens and/or mycotoxins. The Occupational Safety and Health Administration (OSHA), the National Institute of Occupational Safety and Health (NIOSH) and other non-governmental associations, have not yet established permissible exposure limits (PELs), recommended exposure limits (RELs), or other limit values for fungi. Because no limit values presently exist, Ensolum will not and cannot represent that the site contains no harmful microbes, mold, fungi, or their metabolites, or other latent conditions beyond those identified by the limited scope of this mold assessment.



Findings limited. Findings in an LMA are limited due to the nature of the information obtained such as a visual reconnaissance of readily accessible areas of building structures, interview information, anecdotal information, and limited sampling data derived from one or more specific sampling events. Ensolum cannot warrant the accuracy of prior or subsequent information/data, reports and services performed by other firms at the Site. Ensolum assumes no responsibility or liability for errors in information or data provided by or through the client or third party sources. Ensolum's services are not to be construed as legal or medical interpretation or advice.

Moisture Intrusion Limitation. Ensolum performs mold assessment services and is not a moisture intrusion, HVAC, plumbing or building envelope specialist. However, during the course of conducting its mold assessment services, Ensolum will report observed areas of apparent moisture intrusion. Ensolum does not and will not investigate the cause or causes of such observed moisture intrusion. In the event apparent moisture intrusion is observed, Ensolum will recommend that the client contact a specialist (i.e., plumbing contractor, building envelope specialist, HVAC contractor, water intrusion specialist, etc.) to assist the client in determining the specific cause or causes of the moisture intrusion and remedial options.

Certificate of Mold Damage Remediation (CMDR). For mold remediation projects (above certain size thresholds), applicable Texas law (i.e., Texas Occupation Code Section 1958.54 and T.A.C. Section 295.397 (the Texas Mold Assessment and Remediation Rules), requires that a "Certificate of Mold Damage Remediation" be issued by the Mold Remediation Contractor upon successful completion of the project. This certificate must be provided to property owners no later than the 10th day after the date on which the mold remediation is completed at a property. The Mold Remediation Certificate issued by the Mold Remediation Contractor must include a certification by the Mold Assessor that the mold remediation project has been successfully completed in accordance with the mold remediation protocol.

Be advised that Ensolum's issuance of a CMDR upon successful completion of a Mold Remediation project does not mean, warrant or otherwise guarantee that mold will not be subsequently found in any portion of an Investigation Area or the Site. In the event that Ensolum is engaged to render services in connection with a mold remediation project, ENSOLUM will require Client to provide to Ensolum written documentation that all sources of moisture which contributed to the presence of mold in the Investigation Area have been fully remediated and corrected prior to achieving clearance.